




Sense of Literature

Odense Library and Citizens Service




Dementia
in Cultural Mediation



With the support of the
Erasmus+ Programme
of the European Union

The activity



Name of the activity

The project is titled “Sense of Literature” because we want the participants not only to have a traditional literary experience with us reading out loud to them, but really to sense the literature with all their senses: Smelling, seeing, hearing, touching and even tasting the experiences.


Summary

Five meetings with the participant. Each meeting has a specific headline: Introduction, “Back at school”, “at home”, “in the city” and “leisure time and holiday”. All with the intention of getting the participants to remember and talk about memories from their childhood and youth.

During the meetings the focus is on activating all senses: We look at things from the 1950’s and 60’s, listen to music, read short stories that describe the time, smell things such as soap and tobacco and taste specific food that all relates to the headline of the meeting.

At the end of each meeting the participants get a pamphlet with the date, time and headline of the next meeting.

Content



Target group


The activity is for people with an early stage of dementia who still live at home and live an active life.

Objective

The participants are offered a meaningful cultural activity that will help to enhance their life quality for a period of time. The participants have previously all been interested in literature, but are now beyond the time where they are able to read a book on their own. For a short time we are able to give them a new kind of literary experience.

Partners

The local cultural history museum organisation. As a library and organizer we pay for their help to facilitate cultural experiences for the participants at two different museums.



Practical

Venue

Three meetings take place in a quiet and neutral room at the Library. Two of the meetings take place in local cultural history museums: Slagelse Museum and Flakkebjerg Skolemuseum, DK.

Five meetings in a row, hoping that the participants will be able to remember each other and us throughout the whole project period and to secure a continuity in the meetings.

Each meeting lasts from 10 o'clock until midday. Participants will most likely get tired after activity for several hours.

Day, time & duration

All the activities take place in the afternoon or evening in order for relatives still working to be able to participate.

Group size

Four participants with an early stage of dementia plus three relatives.

Supervisors and hosts

Two employees from the Library are hosts at all the meetings. We are not specifically trained for the job, but it is an advantage to have experience in working with people living with dementia.

Materials & facilities

It is possible to use all sorts of different items in our talk and we serve food and coffee/tea for the participants at all the meetings.

Costs

It was free to participate.

Name tags

Large name tags can be used, which allow participants to see and remember each other's names.


Memento

At the end of each meeting we give the participants a flyer with a picture and information about the next meeting.

Afterwards

In addition to the activities, you can give the participants some photos to take home of the places they visit.

Communication & Registration




Communication

The dementia consultants of the municipality are our partners when it comes to finding the participants for cultural activities for people living with dementia. We hold introductory meetings during which we describe the project. Afterwards they talk to potential participants whether or not it could be interesting for them to participate in the project.

Registration

We receive a list of participants from the dementia consultants of the municipality.

Description & Program



Five meetings with the participant:

The introduction meeting takes place in the library where focus is on “meet and greet”. We explain what will happen during the following four meetings.

The second meeting “Back at school” takes place at a museum (in our case) Flakkebjerg Skolemuseum (a museum of school history), where the participants take part in a reenactment of a school day in the 50’s re-experience. We have conversations about what it was like to go to school when they were children and young people.


The third meeting takes place at the library where we focus on how the participants' childhood home had looked like, have conversations about who did what tasks at their home (cooking, cleaning, mowing the lawn etc.). We look at interior decorations magazines from the 50’s and talk about the trends of the time.

The fourth meeting “In the city” take place at another museum, (in our case) Slagelse Museum where the participants visit and have conversations about the different old shops/workshops that is rebuilt in the museum: The barber shop, the hat makers shop, the photo shop, the bicycle blacksmith, the grocery store etc. Afterwards we talk about the cities in which they grew up.

The last meeting “Leisure time and holiday” takes place at the library and focuses on what the participants had enjoyed doing in their spare time when they were children and youths: Playing soccer, going to gymnastics, being scouts etc. We also talk about where they spend their holidays.

During four of the meetings the focus is on activating all senses: We look at different items from the 1950’s and 60’s (such as pictures, toys, porcelain, glasses, pipes, magazine etc.), we listen to relevant music, read short stories that describe the time, smell things such as soap and tobacco and we taste specific foods that all related to the headline of the meeting.

Evaluation



We evaluate shortly with the participants and their husbands/wives and later with the other libraries that take part in “Sense of Literature” activities.

Checklist, when to do what



One month before the activity

Settle on the themes for each of the meetings with the participants.
Start searching for literature, music and items for the meetings.
Contact the local cultural history museum organisation, and ask if they would be interested in facilitating a reenactment of a school day in the 50's at Flakkebjerg Skolemuseum and a meeting at Slagelse Museum for a group of people with dementia.

Two weeks before the activity

Make the final agreements with the staff from the local cultural history museum organisation: Settle on what should be part of the re-enactment with the participants and agree on a price.
Search for literature, music and items for the different meetings.

The week before the activity

Coordinate transportation to Flakkebjerg Skolemuseum with the participants.
Choose out the literature, music and items to use at each meeting.
Decide what food or drinks to serve to the participants at the meetings.
Make pamphlets with the date, time and headline of each meeting.

The day before the activity

Make the final preparations for the meetings such as rehearsing reading out loud the literature that is selected for the next meeting.

Day of the activity

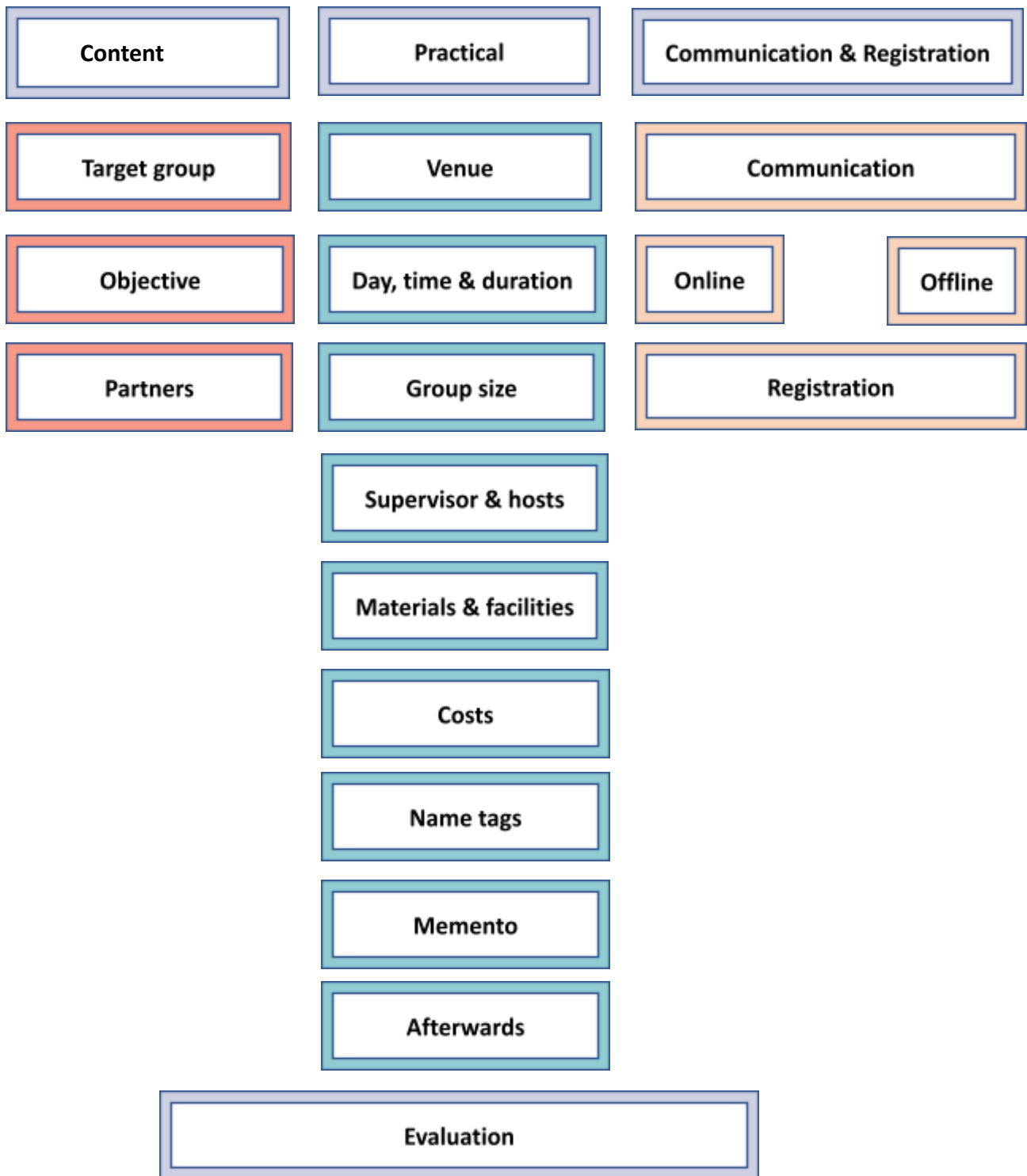
Decorate the table with historical items, make coffee etc.

Corona

The activities can take place under the corona, if reservations are made for the statutory national and local restrictions and recommendations that have been announced, at the time of the activities

Points of attention





Inspirational page relevant to the activity

Add pictures, collages, illustrations, quotes, etc



